



Software for  
Business Intelligence

# BizInt Smart Charts

Patents & IP Sequences | Clinical Trials | Drug Pipelines

## Software for presenting results of chemical structure searches

*Matt Eberle*

*John Willmore, VP Product Development*

August 2018

[www.bizint.com](http://www.bizint.com)

# Agenda

- Integrating unique IP information
- Challenges in reporting chemical structure searches
- New solution: summary records with hit structures
- Integrate unique IP information & hit structures
- Future directions
- Questions

# BizInt Smart Charts - Integrate unique information from fulltext, family, and IP sequence databases

Title	Family Status				Probable Assignee	Sequence Locations			
	Pub No.	State	Status	Expiry		Seq. ID Number	% Identity	Length	Location
Modulating expression of a target nucleic acid comprises providing to the cell a guide RNA including a transcriptional activator repressor domain as a fusion protein, and providing to the cell a nuclease null Cas9 protein									
Altering a target nucleic acid in a cell involves RNAs and Cas9 protein nickase co-localize to DNA target nucleic acid and nick the target nucleic acid resulting in adjacent nicks									
RNA-Guided Transcriptional Regulation	US 20140356956 A1	ALIVE	PENDING	2034-06-04					
	US 9267135 B2	ALIVE	GRANTED	2034-06-04					
RNA-Guided Transcriptional Regulation						US20140356959-0001	100.00	1368	probable disclosure (not found by automated parsing)
RNA-Guided Transcriptional Regulation						US20140356956-0001	100.00	1368	probable disclosure (not found by automated parsing)
RNA-GUIDED TRANSCRIPTIONAL REGULATION					PRESIDENT AND FELLOWS OF HARVARD COLLEGE				

**BizInt Smart Charts**

*Reference Rows™*



# Reference Rows integrated report

CAS-9 - GenomeQuest, PatBase, DWPI (new STN), FAMPAT

	Title	Database	Patent Family			Family Status				
			Patent	Kind	Date	Pub No.	State	Status	Expiry	
1.	Modulating expression of a target nucleic acid comprises providing to the cell a guide RNA including a transcriptional activator or repressor domain as a fusion protein, and providing to the cell a nuclease null Cas9 protein	1.1 DWPI	US 2014356959	A	2014-12-04	US	ALIVE	PENDING	2034-06-04	
		1.2 DWPI	US 2014356956	A	2014-12-04	20140356956 A1				
		1.3 GPATPRT   <a href="#">link</a>	AU 2014274939	AA	2014-12-11	US 9267135 B2	ALIVE	GRANTED	2034-06-04	
		1.4 GPATPRT   <a href="#">link</a>	WO 14197568	A2	2014-12-11					
		1.5 Patbase   <a href="#">link</a>	WO 14197568	A3	2015-03-12					
		1.6 FAMPAT   <a href="#">link</a>	CA 2914638	AA	2015-12-04					
			KR 20160014036	A	2016-02-05					
		1.1 DWPI				1.5 Patbase				1.6 FAMPAT
2.	New bacteriophage comprises polynucleotide expressing RNA-directed DNA-binding polypeptide comprising nuclease module, and targeting module comprising guide RNA, for restricting growth of host cell, and for preparing antiseptic composition	2.1 DWPI	WO 15070193	A1	2015-05-14	WO 201570193	ALIVE	PENDING	2034-11-11	
		2.2 DWPI	US 2015132263	A	2015-05-14	A1				
		2.3 GPATPRT   <a href="#">link</a>	US 2015353901	A	2015-12-10	US	ALIVE	PENDING	2034-11-11	
		2.4 GPATPRT   <a href="#">link</a>				20150132263 A1				
		2.5 Patbase   <a href="#">link</a>				US	ALIVE	PENDING	2034-11-11	
		2.6 FAMPAT   <a href="#">link</a>				20150353901 A1				
		2.1 DWPI				2.5 Patbase				2.6 FAMPAT



# Challenges in reporting chemical structure searches

- Multiple hit structures per record possible (probable)
- Report options generally record-centric, not structure centric.

## That means...

- Transcript and other display options repeat the same structure.
- Structures take up space and not always formatted well - ie page breaks
- Solution is often a lot of manual work

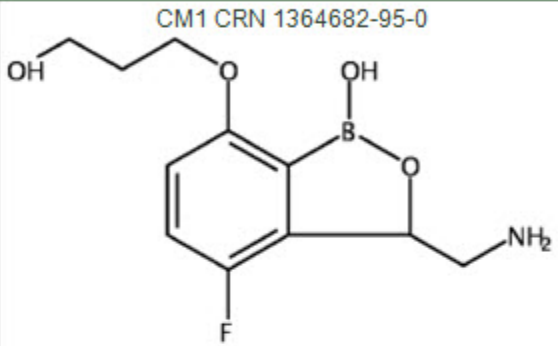
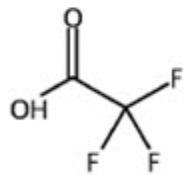
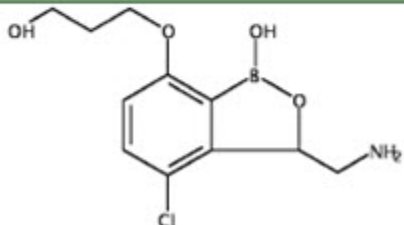
# A New Solution for reporting hit structures...

"Exemplified Compounds Table linked to Citing Publications" - presented by Maddy Marley (GSK) at PIUG 2018 Annual Conference, Alexandria, Virginia, May 2018.

[bizint.com/slides](http://bizint.com/slides)

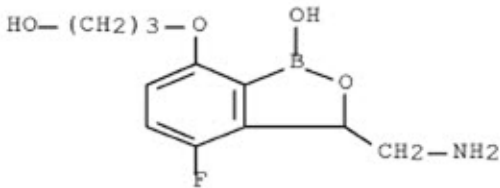
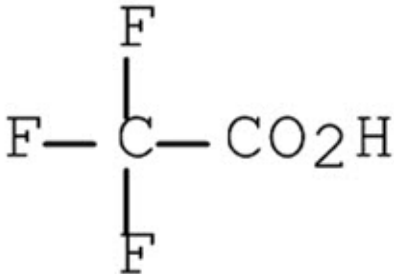
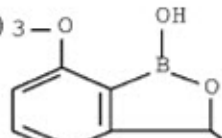
# Summary Record export with Hit Structures

## New STN

3. <b>Basic Patent Number:</b> CA2810021A1		
<b>Title:</b> Boron-containing small molecules		
<b>Inventor(s):</b> Hernandez, Vincent S.; Ding, Charles; Plattner, Jacob J.; Alley, Michael Richard Kevin; Rock, Fernando; Zhang, Suoming; Easom, Eric; Li, Xianfeng; Zhou, Ding		
<b>Patent Assignee:</b> Anacor Pharmaceuticals, Inc., United States (US)		
<b>Hyperlinks:</b> CA2810021A1		
<b>Hit Structures:</b>		
1364682-96-1 ( <a href="#">Cmpd. 2</a> )	<p>CM1 CRN 1364682-95-0</p>  <p>CM2 CRN 76-05-1</p> 	<p>Biological Study (BIOL); Pharmacological Activity (PAC); Preparation (PREP); Synthetic Preparation (SPN); Therapeutic Use (THU); Uses (USES)</p> <p>prepn. of benzoxaborole derivs. useful for treating bacterial infections</p>
1364683-03-3 ( <a href="#">Cmpd. 3</a> )		<p>Biological Study (BIOL); Pharmacological Activity (PAC); Preparation (PREP); Synthetic Preparation (SPN); Therapeutic Use (THU); Uses (USES)</p>

# Summary Record export with Hit Structures

## Classic STN (STN Express)

3. Basic Patent Number: <b>WO2012033858A2</b>		
Title: Boron-containing small molecules		
Inventor(s): Hernandez, Vincent S.; Ding, Charles; Plattner, Jacob J.; Alley, Michael Richard Kevin; Rock, Fernando; Zhang, Suoming; Easom, Eric; Li, Xianfeng; Zhou, Ding		
Patent Assignee: Anacor Pharmaceuticals, Inc., USA		
Hyperlinks: <a href="#">Source</a>   WO2012033858A2		
<b>Hit Structures:</b>		
1364682-96-1 ( <a href="#">Cmpd. 2</a> )	<p>CM 1 CRN 1364682-95-0</p>  <p>CM 2 CRN 76-05-1</p> 	<p>RL: PAC (Pharmacological activity); SPN (Synthetic preparation); THU (Therapeutic use); BIOL (Biological study); PREP (Preparation); USES (Uses)</p> <p>preparation of benzoxaborole derivs. useful for treating bacterial infections</p>
1364683-03-3 ( <a href="#">Cmpd. 3</a> )	<p>HO- (CH<sub>2</sub>)<sub>3</sub>-O</p> 	<p>RL: PAC (Pharmacological activity); SPN (Synthetic preparation); THU (Therapeutic use); BIOL (Biological study);</p>



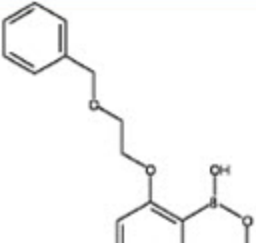
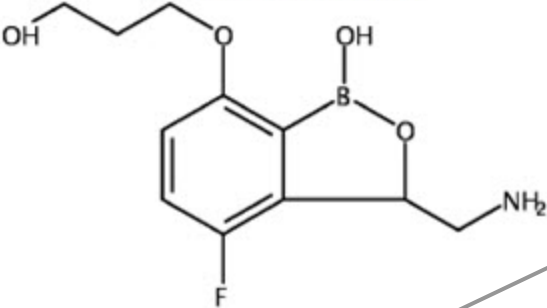
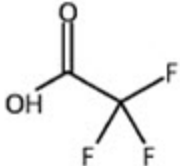
# Summary Record export with Hit Structures

STNext

3. Basic Patent Number: WO2012033858A2		
Title: Boron-containing small molecules		
Inventor(s): Hernandez, Vincent S.; Ding, Charles; Plattner, Jacob J.; Alley, Michael Richard Kevin; Rock, Fernando; Zhang, Suoming; Easom, Eric; Li, Xianfeng; Zhou, Ding		
Patent Assignee: Anacor Pharmaceuticals, Inc., USA		
Hyperlinks: <a href="#">Source</a>   WO2012033858A2		
<b>Hit Structures:</b>		
1364682-96-1 ( <a href="#">Cmpd. 2</a> )	<p>CM 1 CRN 1364682-95-0</p> <p>CM 2 CRN 76-05-1</p>	<p>RL: PAC (Pharmacological activity); SPN (Synthetic preparation); THU (Therapeutic use); BIOL (Biological study); PREP (Preparation); USES (Uses)</p> <p>prepn. of benzoxaborole derivs. useful for treating bacterial infections</p>
1364683-03-3 ( <a href="#">Cmpd. 3</a> )	<p>● HCl</p>	<p>RL: PAC (Pharmacological activity); SPN (Synthetic preparation); THU (Therapeutic use); BIOL (Biological study); PREP (Preparation); USES (Uses)</p> <p>prepn. of benzoxaborole derivs. useful for treating bacterial infections</p>

# Or, structure oriented "Index of Hit Structures"

## Index of Hit Structures

	Substance	Structure
1	1655492-02-6  2,1-Benzoxaborole, 4-fluoro-1,3-dihydro-1-hydroxy-3-(nitromethyl)-7-[2-(phenylmethoxy)ethoxy]-	
2	1364682-96-1  1-Propanol, 3-[[3-(aminomethyl)-4-fluoro-1,3-dihydro-1-hydroxy-2,1-benzoxaborol-7-yl]oxy]-, 2,2,2-trifluoroacetate (1:2)	 <p>CM2 CRN 76-05-1</p> 

Structures with annotations

Each hit substance identified

Links to references for each structure

Multiple images (continuation) or mixtures

prepn. of benzoxaborole compds.  
[Reference 1](#)  
  
prepn. and biol. applications of tricyclic benzoxaborole compds.  
[Reference 2](#)  
  
prepn. of benzoxaborole derivs. useful for treating bacterial infections  
[Reference 3](#)

# Importing transcripts with hit structures

New STN: BizInt export – must include both REGISTRY and CPlus records in export

[http://www.bizint.com/support/create/newstn\\_hitstr.php](http://www.bizint.com/support/create/newstn_hitstr.php)

Classic STN: Using STN Express, display HITSTR, save transcript as RTF.

*If transcript opens in Word **DO NOT SAVE!***

STNnext: Display HITSTR.

Turn off enhanced display. Save as RTF.

# Option: Index of Hit Structures

Summary Record Export Options

The Summary Record export shows the columns (fields) visible in your chart.

- Number the records
- Start each record on new page
- Include Links section
- Include editable Notes section
- Include Index of Hit Structures

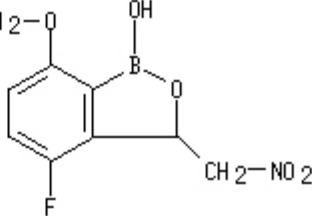
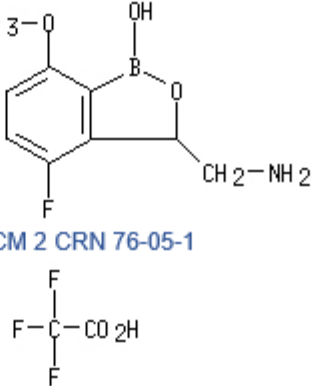
You may also include the following information for the record:

- Include Claims
- Include Alignment
- Include Hit Structures
- Include Index Terms

OK Cancel Help

- INCLUDE EDITABLE NOTES SECTION
- Include Index of Hit Structures

## Index of Hit Structures

	Substance	Structure	Reference
1	<p><b>1655492-02-6</b></p> <p>2,1-Benzoxaborole, 4-fluoro-1,3-dihydro-1-hydroxy-3-(nitromethyl)-7-[2-(phenylmethoxy)ethoxy]- (CA INDEX NAME)</p>	<p>Ph-CH<sub>2</sub>-O-CH<sub>2</sub>-CH<sub>2</sub>-O</p> 	<p>prepn. and antimycobacterial activity of benzoxaborole compds. <a href="#">Reference 1</a></p> <p>prepn. and biol. applications of tricyclic benzoxaborole compds. <a href="#">Reference 2</a></p>
2	<p><b>1364682-96-1</b></p> <p>1-Propanol, 3-[[[3-(aminomethyl)-4-fluoro-1,3-dihydro-1-hydroxy-2,1-benzoxaborol-7-yl]oxy]-, 2,2,2-trifluoroacetate (1:2) (CA INDEX NAME)</p>	<p>CM 1 CRN 1364682-95-0</p> <p>HO-(CH<sub>2</sub>)<sub>3</sub>-O</p>  <p>CM 2 CRN 76-05-1</p>	<p>prepn. of benzoxaborole derivs. useful for treating bacterial infections <a href="#">Reference 3</a></p>

# Option: Hit Structures

Summary Record Export Options

The Summary Record export shows the columns (fields) visible in your chart.

Number the records  
 Start each record on new page  
 Include Links section  
 Include editable Notes section  
 Include Index of Hit Structures

You may also include the following information for the record:

Include Claims  
 Include Alignment  
 Include Hit Structures  
 Include Index Terms

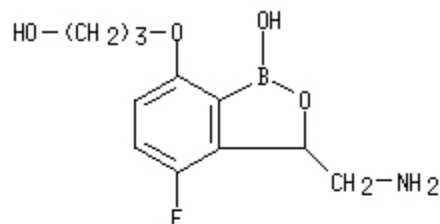
- Include Alignment  
 Include Hit Structures  
 Include Index Terms

## Hit Structures:

1364682-96-1 [\(Cmpd. 2\)](#)

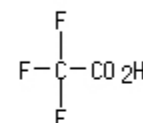
1-Propanol, 3-[[3-(aminomethyl)-4-fluoro-1,3-dihydro-1-hydroxy-2,1-benzoxaborol-7-yl]oxy]-, 2,2,2-trifluoroacetate (1:2) (CA INDEX NAME)

CM 1 CRN 1364682-95-0



RL: PAC (Pharmacological activity); SPN (Synthetic preparation); THU (Therapeutic use); BIOL (Biological study); PREP (Preparation); USES (Uses)

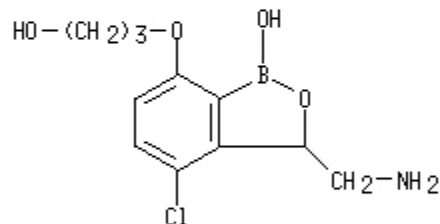
CM 2 CRN 76-05-1



prepn. of benzoxaborole derivs. useful for treating bacterial infections

1364683-03-3 [\(Cmpd. 3\)](#)

1-Propanol, 3-[[3-(aminomethyl)-4-chloro-1,3-dihydro-1-hydroxy-2,1-benzoxaborol-7-yl]oxy]-, hydrochloride (1:1) (CA INDEX NAME)



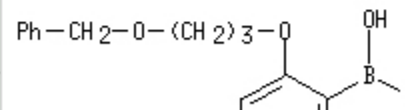
RL: PAC (Pharmacological activity); SPN (Synthetic preparation); THU (Therapeutic use); BIOL (Biological study); PREP (Preparation); USES (Uses)

prepn. of benzoxaborole derivs. useful for treating bacterial infections

• HCl

1364684-69-4 [\(Cmpd. 4\)](#)

2,1-Benzoxaborole, 4-fluoro-1,3-dihydro-1-hydroxy-3-



RL: RCT (Reactant); SPN (Synthetic preparation); PREP (Preparation); RACT

# Option: Index Terms

Summary Record Export Options


The Summary Record export shows the columns (fields) visible in your chart.

- Number the records
- Start each record on new page
- Include Links section
- Include editable Notes section
- Include Index of Hit Structures

You may also include the following information for the record:

- Include Claims
- Include Alignment
- Include Hit Structures
- Include Index Terms

OK Cancel Help



Include Hit Structures

Include Index Terms

## Index Terms:

1364682-96-1P ([Cmpd. 2](#)) 1364683-03-3P ([Cmpd. 3](#)) PAC (Pharmacological activity); SPN (Synthetic preparation); THU (Therapeutic use); BIOL (Biological study); PREP (Preparation); USES (Uses) (prepn. of benzoxaborole derivs. useful for treating bacterial infections)

1364684-69-4P ([Cmpd. 4](#)) 1364684-75-2P ([Cmpd. 5](#)) RCT (Reactant); SPN (Synthetic preparation); PREP (Preparation); RACT (Reactant or reagent) (prepn. of benzoxaborole derivs. useful for treating bacterial infections)

# Create reports integrating key IP data...

CAS-9 - GenomeQuest, PatBase, DWPI (new STN), FAMPAT

Title	Database	Patent Family			Family Status				Probable Assignee	Sequence Locations					
		Patent	Kind	Date	Pub No.	State	Status	Expiry		Seq. ID Number	% Identity	Length	Location		
<b>1.</b> Modulating expression of a target nucleic acid comprises providing to the cell a guide RNA including a transcriptional activator or repressor domain as a fusion protein, and providing to the cell a nuclease null Cas9 protein	1.1 DWPI	US 2014356959	A	2014-12-04	US	ALIVE	PENDING	2034-06-04	PRESIDENT AND FELLOWS OF HARVARD COLLEGE	US20140356959-0001	100.00	1368	probable disclosure (not found by automated parsing)	1.3	
	1.2 DWPI	US 2014356956	A	2014-12-04	20140356956 A1										
	1.3 GPATPRT   link	AU 2014274939	AA	2014-12-11	US 9267135 B2	ALIVE	GRANTED	2034-06-04							
	1.4 GPATPRT   link	WO 14197568	A2	2014-12-11											
	1.5 Patbase   link	WO 14197568	A3	2015-03-12											
	1.6 FAMPAT   link	CA 2914638	AA	2015-12-04											
	1.6 FAMPAT   link	KR 20160014036	A	2016-02-05											
	1.1 DWPI				1.5 Patbase				1.6 FAMPAT					1.5 Patbase	
<b>2.</b> New bacteriophage comprises polynucleotide expressing RNA-directed DNA-binding polypeptide comprising nuclease module, and targeting module comprising guide RNA, for restricting growth of host cell, and for preparing antiseptic composition	2.1 DWPI	WO 15070193	A1	2015-05-14	WO 201570193 A1	ALIVE	PENDING	2034-11-11	RADIANT GENOMICS INC	US20150132263-0002	100.00	1368	claim: 19; 20	2.3	
	2.2 DWPI	US 2015132263	A	2015-05-14	US	ALIVE	PENDING	2034-11-11			US20150353901-0002	100.00	1368	claim: 19; 20	2.4
	2.3 GPATPRT   link	US 2015353901	A	2015-12-10	20150132263 A1										
	2.4 GPATPRT   link				US	ALIVE	PENDING	2034-11-11							
	2.5 Patbase   link				20150353901 A1										
	2.6 FAMPAT   link														
	2.1 DWPI				2.5 Patbase				2.6 FAMPAT					2.5 Patbase	

# Integrate Hit structures with Reference Rows

Reference Rows is a utility to combine multiple records from the same family into one “row”  
Records grouped by “Common Family”  
Matching publication numbers in the family  
Uses:

- Add claims from other sources
- Link sequence results with hit structures
- Merge hit structures spread across multiple CAplus records (“mega-TAN” records)



# Option: Claims + Hit Structures

Summary Record Export Options

The Summary Record export shows the columns (fields) visible in your chart.

Number the records  
 Start each record on new page  
 Include Links section  
 Include editable Notes section  
 Include Index of Hit Structures

You may also include the following information for the record:

Include Claims  
 Include Alignment  
 Include Hit Structures  
 Include Index Terms

OK Cancel Help

You may also include the following information for the record:

Include Claims

Include Hit Structures

## Claims:

**US2016251380A**

1. A compound having a structure as shown in Formula II:

[FTIMG=86863146]

wherein X is selected from fluoro, chloro, bromo or iodo and R1 and R2 are each independently selected from H, -CH<sub>3</sub>, -CH<sub>2</sub>CH<sub>3</sub>, -CH<sub>2</sub>CH<sub>2</sub>CH<sub>3</sub>, and -CH(CH<sub>3</sub>)<sub>2</sub>; or a salt thereof.

2. A compound according to claim 1 or a salt thereof, wherein X is chloro or bromo.

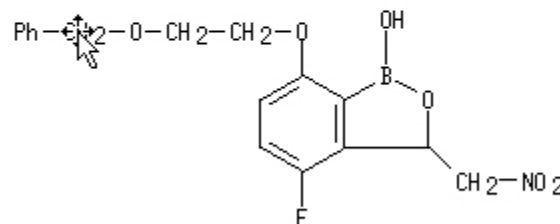
58. A method according to claim 57, wherein the mycobacterial infection is a Mycobacterium tuberculosis infection.

59. A method according to claim 57, wherein the animal is a human.

## Hit Structures:

1655492-02-6 ([Cmpd. 1](#))

2,1-Benzoxaborole, 4-fluoro-1,3-dihydro-1-hydroxy-3-(nitromethyl)-7-[2-(phenylmethoxy)ethoxy]- (CA INDEX NAME)



RL: RCT (Reactant);  
SPN (Synthetic preparation);  
PREP (Preparation); RACT (Reactant or reagent)

prepn. and biol. applications of tricyclic benzoxaborole comps.

# Integrate Hit structures with Reference Rows

Reference Rows is a utility to combine multiple records from the same family into one “row”

Records grouped by “Common Family”

Matching publication numbers in the family

Uses:

- Add claims from other sources
- **Link sequence results with hit structures**
- Merge hit structures spread across multiple CAplus records (“mega-TAN” records)

# Link sequence results with hit structures

Follow Cookbook recipe to create a summary of sequence hits for each

<b>1.</b>	<b>Title:</b> Selective high-affinity polydentate ligands and methods of making such																																
	<b>Database:</b> GQPAT Gold+ Proteins GQPAT Gold+ Proteins GQPAT Gold+ Proteins GQPAT Gold+ Proteins GQPAT Gold+ Proteins GQPAT Gold+ Proteins GQPAT Gold+ Proteins GQPAT Gold+ Proteins Chemical Abstracts Chemical Abstracts																																
	<b>Organism Species:</b> Homo sapiens (human)																																
<b>Sequence Summary:</b>	<table border="1"><thead><tr><th>Seq. ID Number</th><th>Length</th><th>% Identity</th><th>Location</th></tr></thead><tbody><tr><td>US20180008621-0003</td><td>237</td><td>100.00</td><td>probable disclosure (not found by automated parsing)</td></tr><tr><td>US9884070-0003</td><td>237</td><td>100.00</td><td>probable disclosure (not found by automated parsing)</td></tr><tr><td>US20180008622-0003</td><td>237</td><td>100.00</td><td>probable disclosure (not found by automated parsing)</td></tr><tr><td>JP5623384-0003</td><td>237</td><td>100.00</td><td>probable disclosure (not found by automated parsing)</td></tr><tr><td>JP2014122234-0003</td><td>237</td><td>100.00</td><td>probable disclosure (not found by automated parsing)</td></tr><tr><td>US20110144065-0003</td><td>237</td><td>100.00</td><td>probable disclosure (not found by automated parsing)</td></tr><tr><td>CA2721980-0003</td><td>237</td><td>100.00</td><td>probable disclosure (not found by automated parsing)</td></tr></tbody></table>	Seq. ID Number	Length	% Identity	Location	US20180008621-0003	237	100.00	probable disclosure (not found by automated parsing)	US9884070-0003	237	100.00	probable disclosure (not found by automated parsing)	US20180008622-0003	237	100.00	probable disclosure (not found by automated parsing)	JP5623384-0003	237	100.00	probable disclosure (not found by automated parsing)	JP2014122234-0003	237	100.00	probable disclosure (not found by automated parsing)	US20110144065-0003	237	100.00	probable disclosure (not found by automated parsing)	CA2721980-0003	237	100.00	probable disclosure (not found by automated parsing)
Seq. ID Number	Length	% Identity	Location																														
US20180008621-0003	237	100.00	probable disclosure (not found by automated parsing)																														
US9884070-0003	237	100.00	probable disclosure (not found by automated parsing)																														
US20180008622-0003	237	100.00	probable disclosure (not found by automated parsing)																														
JP5623384-0003	237	100.00	probable disclosure (not found by automated parsing)																														
JP2014122234-0003	237	100.00	probable disclosure (not found by automated parsing)																														
US20110144065-0003	237	100.00	probable disclosure (not found by automated parsing)																														
CA2721980-0003	237	100.00	probable disclosure (not found by automated parsing)																														

# Option: Alignments + Hit Structures

Summary Record Export Options

The Summary Record export shows the columns (fields) visible in your chart.

- Number the records
- Start each record on new page
- Include Links section
- Include editable Notes section
- Include Index of Hit Structures

You may also include the following information for the record:

- Include Claims
- Include Alignment
- Include Hit Structures
- Include Index Terms

OK Cancel Help

- Include Claims
- Include Alignment
- Include Hit Structures

Alignment:

```
Q:      1  GDTRPRFLEEVKFECHFFNGTIERVRLLERRVHNOEEYARYSDVGEYRAVTELGRPDAEY  60
      |
S:      1  GDTRPRFLEEVKFECHFFNGTIERVRLLERRVHNOEEYARYSDVGEYRAVTELGRPDAEY  60
      |
Q:     61  WNSQKDLLERRRAAVDTYCRHNYGVGESFTVQRRVQPKVTIVYPSKTQPLQHHNLLVCSVN  120
      |
S:     61  WNSQKDLLERRRAAVDTYCRHNYGVGESFTVQRRVQPKVTIVYPSKTQPLQHHNLLVCSVN  120
      |
Q:    121  GFYPGSIEVRWFRNGQEEKTG VVSTGLIQNGDWTFTQLVMLETVPOSGEVYTCQVEHPSV  180
      |
S:    121  GFYPGSIEVWFRNGQEEKTG VVSTGLIQNGDWTFTQLVMLETVPOSGEVYTCQVEHPSV  180
      |
Q:    181  MSPLTVEWRARSESAQSKMLSGVGGFVLGLLVLGAGLFYIFRNQKGHSGLPPTGFLS  237
      |
S:    181  MSPLTVEWRARSESAQSKMLSGVGGFVLGLLVLGAGLFYIFRNQKGHSGLPPTGFLS  237
```

# Option: Alignments + Hit Structures

Summary Record Export Options

The Summary Record export shows the columns (fields) visible in your chart.

- Number the records
- Start each record on new page
- Include Links section
- Include editable Notes section
- Include Index of Hit Structures

You may also include the following information for the record:

- Include Claims
- Include Alignment
- Include Hit Structures
- Include Index Terms

OK Cancel Help

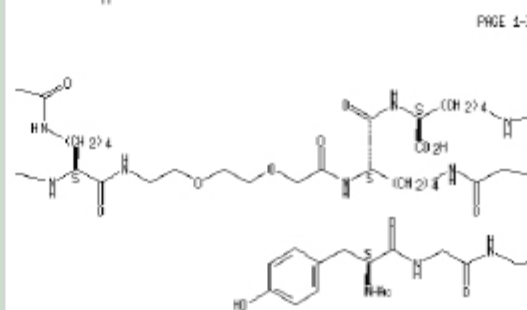
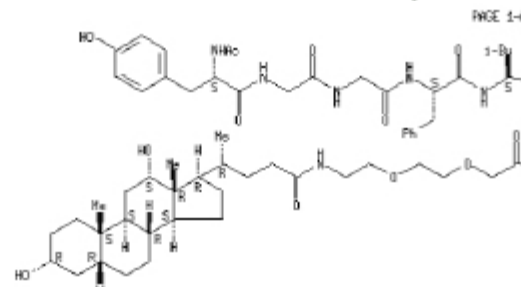
- Include Alignment
- Include Hit Structures

## Hit Structures:

1045703-23-8 ([Cmpd. 1](#))

L-Lysine, N2,N6-bis[N6-(N-acetyl-L-tyrosylglycylglycyl-L-phenylalanyl-L-leucyl)-N2-[2-[2-[[[(3-oxocholan-24-yl)amino]ethoxy]ethoxy]acetyl]-L-lysyl-2-[2-(2-aminoethoxy)ethoxy]acetyl]-L-lysyl-N6-[5-[(3aS,4S,6aR)-hexahydro-2-oxo-1H-thieno[3,4-d]imidazol-4-yl]-1-oxopentyl]- (CA INDEX NAME)

### Absolute stereochemistry.



RL: BSU (Biological study, unclassified); DGN (Diagnostic use); PAC (Pharmacological activity); THU (Therapeutic use); BIOL (Biological study); USES (Uses)

HLA-DR10 selective high-affinity polydentate ligand; selective high-affinity polydentate ligands of target mols. and methods of making such and uses for diagnosis and therapeutics in relation to delivery of effectors

# Integrate Hit structures with Reference Rows

Reference Rows is a utility to combine multiple records from the same family into one “row”

Records grouped by “Common Family”

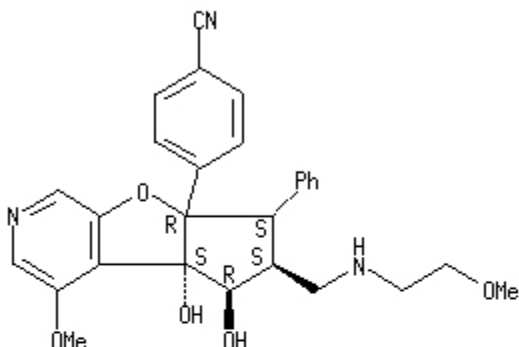
Matching publication numbers in the family

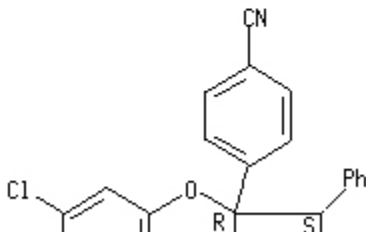
Uses:

- Add claims from other sources
- Link sequence results with hit structures
- Merge hit structures spread across multiple CPlus records (“mega-TAN” records)

# Group Mega-TAN records

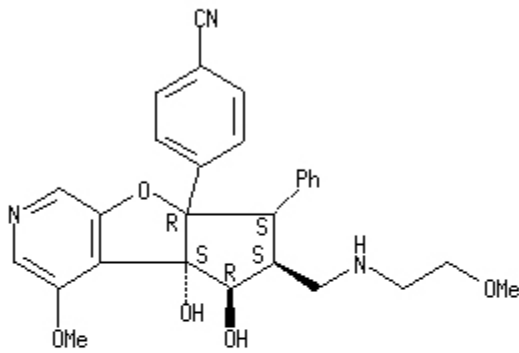
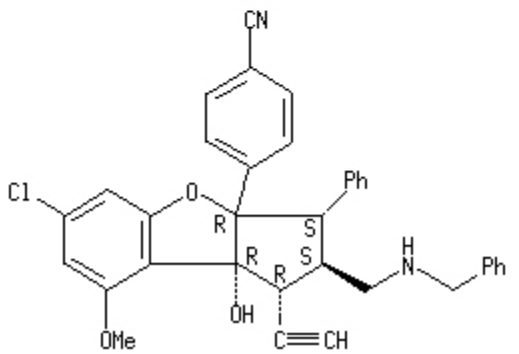
Multiple CA records for a single family...

1.	<b>Title:</b> Heterocyclic derivatives as eIF4A inhibitors and their preparation
	<b>Accession Number:</b> 2017:1085458
<b>Hit Structures:</b>	
2098192-11-9 <a href="#">(Cmpd. 1)</a>	Absolute stereochemistry. Rotation (-).
INDEX NAME NOT YET ASSIGNED	
	RL: PAC (Pharmacological activity); PRPH (Prophetic); SPN (Synthetic preparation); THU (Therapeutic use); BIOL (Biological study); PREP (Preparation); USES (Uses)  prepn. of heterocyclic derivs. as eIF4A inhibitors

2.	<b>Title:</b> Heterocyclic derivatives as eIF4A inhibitors and their preparation
	<b>Accession Number:</b> 2017:1085457
<b>Hit Structures:</b>	
2099275-30-4 <a href="#">(Cmpd. 2)</a>	Absolute stereochemistry.
INDEX NAME NOT YET ASSIGNED	
	RL: PAC (Pharmacological activity); PRPH (Prophetic); SPN (Synthetic preparation); THU (Therapeutic use); BIOL (Biological study); PREP (Preparation); USES (Uses)  prepn. of heterocyclic derivs. as eIF4A inhibitors

# Group Mega-TAN records

Simply send to Reference Rows and export!

1. Title: Heterocyclic derivatives as eIF4A inhibitors and their preparation		
Accession Number: 2017:1085458; 2017:1085457		
<b>Hit Structures:</b>		
2098192-11-9 <a href="#">(Cmpd. 1)</a>  INDEX NAME NOT YET ASSIGNED	Absolute stereochemistry. Rotation (-). 	RL: PAC (Pharmacological activity); PRPH (Prophetic); SPN (Synthetic preparation); THU (Therapeutic use); BIOL (Biological study); PREP (Preparation); USES (Uses)  prepn. of heterocyclic derivs. as eIF4A inhibitors
2099275-30-4 <a href="#">(Cmpd. 2)</a>  INDEX NAME NOT YET ASSIGNED	Absolute stereochemistry. 	RL: PAC (Pharmacological activity); PRPH (Prophetic); SPN (Synthetic preparation); THU (Therapeutic use); BIOL (Biological study); PREP (Preparation); USES (Uses)  prepn. of heterocyclic derivs. as eIF4A inhibitors



# Future Directions

- Options to control display
- Mark new structures in updated reports
- More sources (e.g. MARPAT)
- More export formats
- Hit structures in the table

2018 is the Year of the Dog!



狗

Thank you...  
Questions???

[bizint.com/slides](http://bizint.com/slides)