



Software for
Business Intelligence

BizInt Smart Charts

Enhancing BizInt Smart Charts to Support Landscapes

Lessons learned from the COVID-19 Vaccine Case Study

John Willmore, BizInt Solutions

AVM, February 10, 2021

www.bizint.com

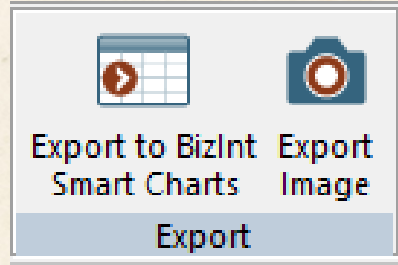
Topics

Techniques for Landscape Reports

- Returning data from VP-SCE to BizInt
- Updating reports

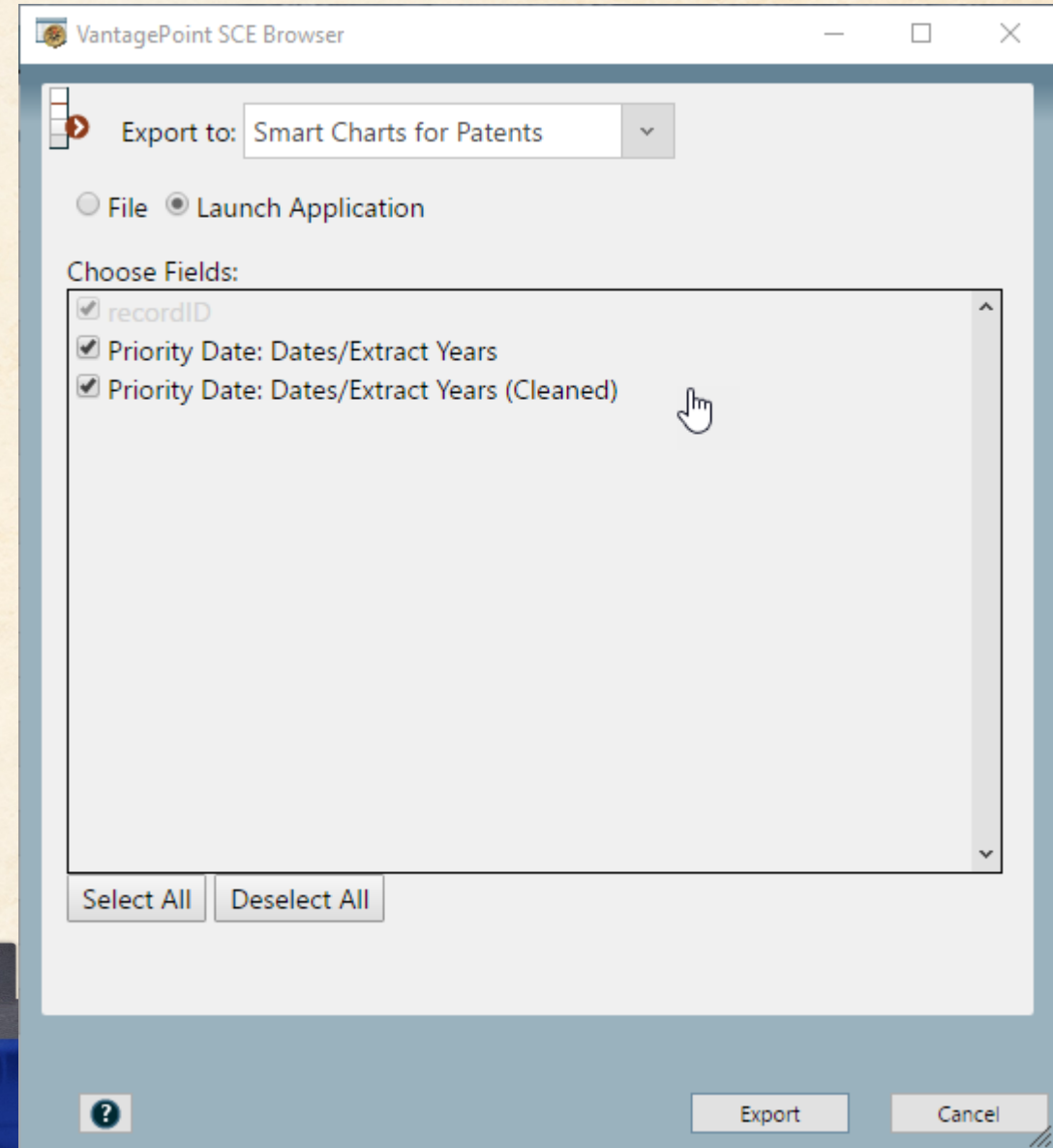
Features to support Milestone Timelines

Returning data from VP-SCE to BizInt



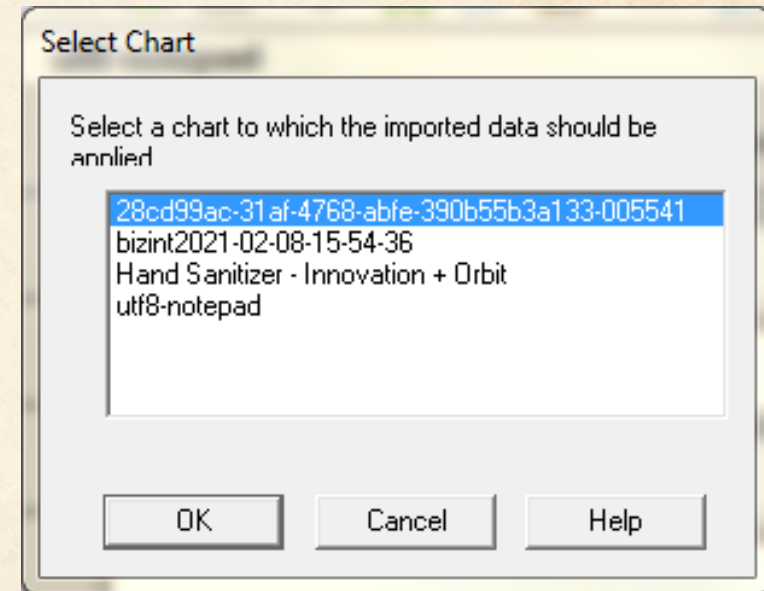
- Select which fields you want to return to BizInt
- TIP: Take your **final** fields
- TIP: Rename child fields before exporting to BizInt

www.bizint.com



Returning data from VP-SCE to BizInt

- The chart you are returning data into must be open.
- The chart selection in BizInt is sort of stupid...
- TIP: Before sending data to VP-SCE, close all unused charts (source charts for combine or update).
- TIP: Name your charts well!



VP-SCE - BizInt Smart Charts vs Reference Rows

	Primary Drug Name	Common Drug Name	Database	Synonyms	Originator	Licensee	Global Status
1	pembrolizumab	pembrolizumab	Citeline Pharmaprojects	Keytruda lambrolizumab MK-3475 MK3475 SCH-900475 SCH900475	Merck & Co.	Otsuka	Launched
2	pembrolizumab	pembrolizumab	Cortellis from Clarivate Analytics	MK-3475 SCH-900475 lambrolizumab lambrolizumab, Merck Keytruda PD-1 checkpoint inhibitor (cancer), Merck & Co	Schering-Plough Corp	Merck & Co Inc MSD Japan	Launched

1
2

	Primary Drug Name	Common Drug Name	Database	Originator	Delivery Route	Global Status
1 .1	pembrolizumab ✓	pembrolizumab ✓	Citeline Pharmaprojects	Merck & Co. ✓	Injectable Injectable, intravenous ✓	Launched
1 .2	pembrolizumab	pembrolizumab	Cortellis from Clarivate Analytics	Schering-Plough Corp		Launched ✓

Improvements to VP-SCE integration

- Clearer chart selection (return to original chart)
- VP results load into existing column
“Avoid the graveyard of returned columns”

Subtable Editing

- Milestones in the new Milestone Timeline are user entered
- Stored in a subtable (date, type, description)
- This is very difficult to implement in current software

Milestone Data		
Milestone Date	Milestone Text	Milestone Type
1/29/2021	66% effective in moderate to severe, 85% effective in severe disease	Milestone
11/23/20	90% efficacy one dosing regimen	Milestone
7/20/20	Immune response in all participants	Milestone
11/18/20	95% effective	Milestone
12/11/20	FDA EUA issued	Authorized
7/1/20	Immune response	Milestone

Subtable Enhancements (Creating)

The first set of enhancements are around creating subtables

- Command to create a subtable directly
- Create a subtable by copying an existing column structure
- Save and create subtables in chart templates
- Edit sub-column titles and other properties

Subtable Enhancements (Editing)

The next enhancements are around editing subtable contents

- Directly edit subtable cells, add new lines, delete lines
- Paste (or fill-paste) into a subcolumn (either at the cell level or for the entire chart)
- Sort subrows



Software for
Business Intelligence

BizInt Smart Charts



Discuss



THE JOURNEY CONTINUES